

Illuminate Speech with Unique New Products from Phonak

Alyssa Ricevuto, AuD, CCC-A, F-AAA
Senior Clinical Trainer

Webinar FAQs

- **How to ask a question:**
 - Click Q&A, type your question and Send.
- **Where to get the handout:**
 - Download from Pending Courses
 - Or Click on link from Chat
- **How to view captions:**
 - Click Live Transcript CC button
 - Click Show Subtitle
- **How to earn CEUs:**
 - After the webinar, go to your Pending Courses and pass the multiple-choice exam.
- **For assistance or tech support:**
 - Call 800-753-2160
 - customerservice@audiologyonline.com
 - Use the Q&A window

Illuminate Speech with
Unique New Products
from Phonak.





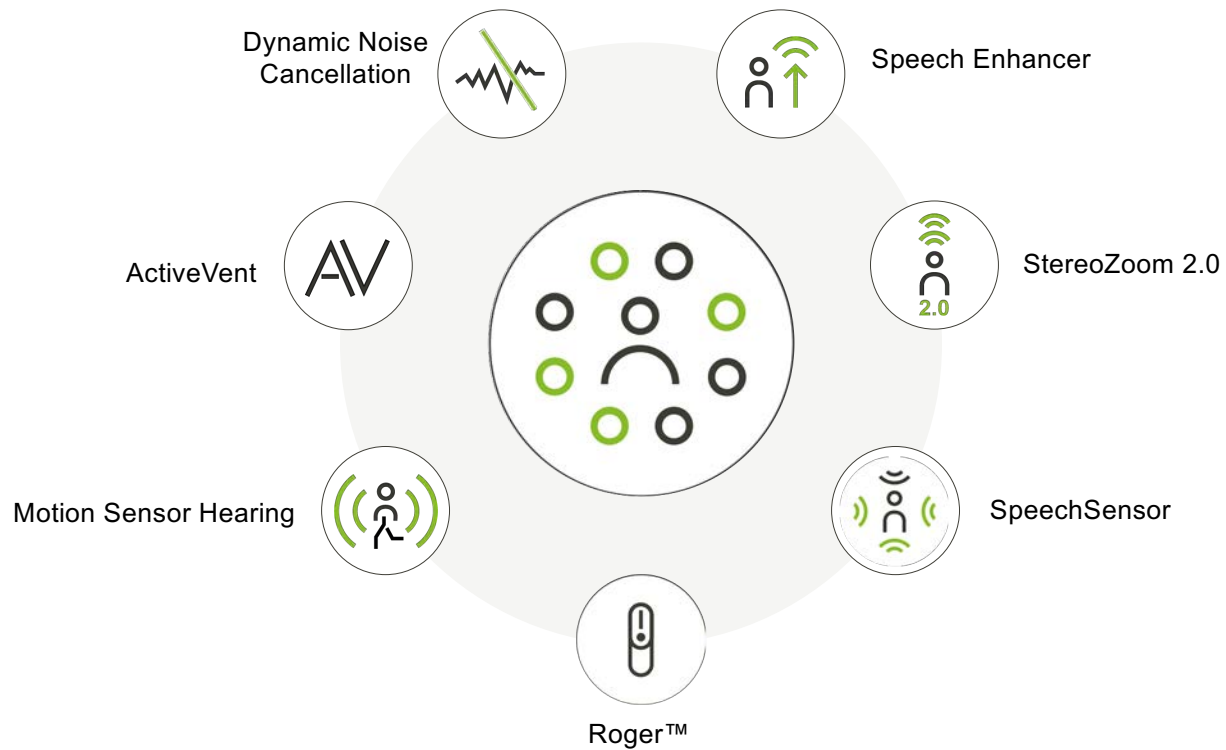
Course Objectives

By the end of this course you will be able to:

- Describe Smart Speech Technology
- List new products
- Describe the Roger benefit



Phonak SmartSpeech™ Technology



SpeechSensor: The benefit to the patient

- ✓ Constant monitoring of sound environment
- ✓ 360-degree picture of the sound environment
- ✓ Accurate detection of speech signal in a challenging environment



Speech Enhancer: The benefit to the patient



Speech Enhancer for quiet environments

Speech Enhancer selectively amplifies the peaks of soft speech in quiet environments, providing up to 10 dB additional gain for soft and distant speech. This has been shown to:

- Reduce listening effort of soft speech in quiet
- Be preferred by listeners for hearing at a distance in a quiet environment



New data! – SpeechEnhancer benefits



Provides **23% better speech intelligibility** for speech from a distance in quiet*



Provides **18% better speech intelligibility** for speech from an adjacent room**



Reduces listening effort by up to 20% for communication from a distance***

*speech in quiet environment at 4 m/13.1 ft

**speech in a quiet environment without visual cues at 4 m/13.1 ft

***speech in a quiet environment at 2,4 and 8 meters/6.5, 13.1, 26.2 ft

Latzel, M., Lesimple, C., & Woodward, J. (2023). Speech Enhancer significantly reduces listening effort and increases intelligibility for speech at a distance. *Phonak Field Study News*. Retrieved from www.phonak.com/evidence.



Sound Quality



SoundRelax



Increasing the strength on the slider will increase the amount of gain reduction applied



Gain is reduced by the same amount in all frequency bands

The screenshot displays the Phonak Target 8.0.3 software interface. The top menu bar includes 'File', 'Fitting', 'eService', and 'Help'. The main window shows a 'Client' section with 'Lumity, Lumity' and 'Instruments' set to 'Audéo L90-RT'. The 'Fitting' section is active, showing 'Calm situation C3'. The 'Program manager' on the left lists various programs, with 'Calm situation C3' selected. The 'SoundRelax' slider is highlighted with a green box and set to 14. The 'Real ear sound' slider is set to 4. Other sliders include 'Moderate' (14), 'Weak' (8), 'Soft noise reduction' (0), 'WhistleBlock' (0), and 'Moderate' (16). The bottom navigation bar includes 'Gain & MPO', 'Program options', 'Audibility fine tuning', 'SoundRecover2', and 'Automatic fine tuning'.



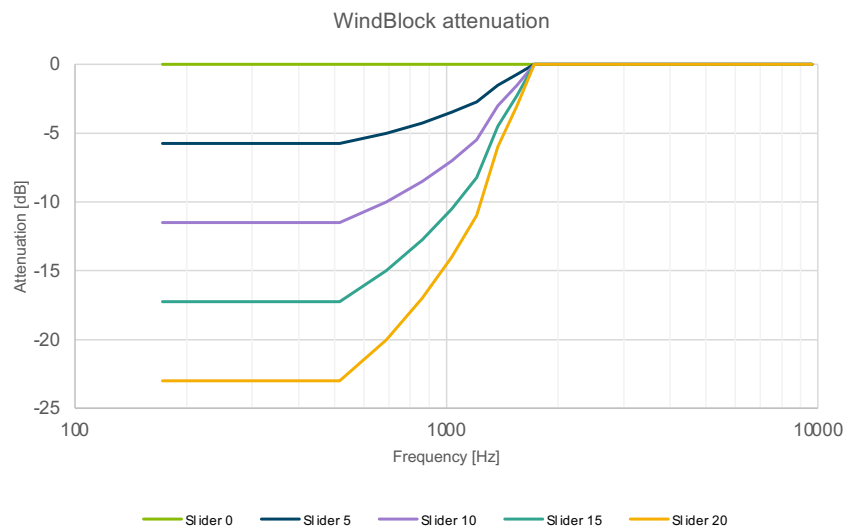
WindBlock

Available in Lumity 90, 70, 50, and 30 level technology

For hearing:

- Enjoy the outdoors without the annoyance of wind noise

WindBlock



This graph shows the attenuation applied across the different strength settings on the WindBlock slider in Phonak Target.

Reliability – Continuous improvement



More than 40% service rate improvement* for Audéo Paradise rechargeables (R and RT) compared to Marvel



More than 30% service rate improvement* for Audéo Lumity rechargeables (R and RT) compared to Paradise *

*cumulative after first 19 weeks after launch

Lumity portfolio

Audéo Lumity



R

RT

Life



Slim



Apps



MyPhonak



MyRoger Mic

Roger™ microphones

Roger On



Roger Select



Roger Table Mic



roger

Phonak chargers



Phonak Charger Ease



Phonak Charger Ease



Phonak Life Charger



Phonak Slim Charger

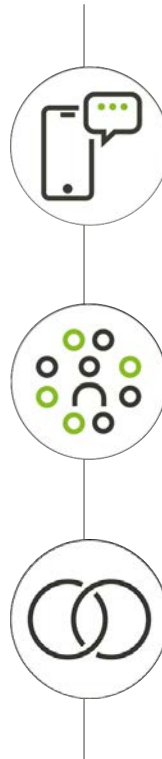


Unique. Elegant. Connected.
With Phonak Slim™ ●

Unique. Elegant. Connected. With Phonak Slim



Appleton, J. (2020) AutoSense OS 4.0 - significantly less listening effort and preferred for speech intelligibility. Phonak Field Study News. retrieved from www.phonak.com/evidence.
Latzel, M., Lesimple, C., & Woodward, J. (2022). New implementation of directional beamforming configurations show improved speech understanding and reduced listening effort. Phonak Field Study News. retrieved from www.phonak.com/evidence.
Latzel, M., Lesimple, C., & Woodward, J. (2023). Speech Enhancer significantly reduces listening effort and increases intelligibility for speech from a distance. Phonak Field Study News. retrieved from www.phonak.com/evidence.



Lifestyle and comfort of the **modern** hearing aid user in mind.

Latest Lumenty platform, your patients can experience **improved speech understanding**¹

Universal connectivity

Unique. Elegant. Connected. With Phonak Slim



Unique style and individual personality

Sleek and appealing design

Address a wider range of patient needs





Impressions After Home Trial

 Color range

2-tone housing in 4 colors



Silver/Black



Sandalwood/Black




Copper/Black











Graphite/Black

Performance levels

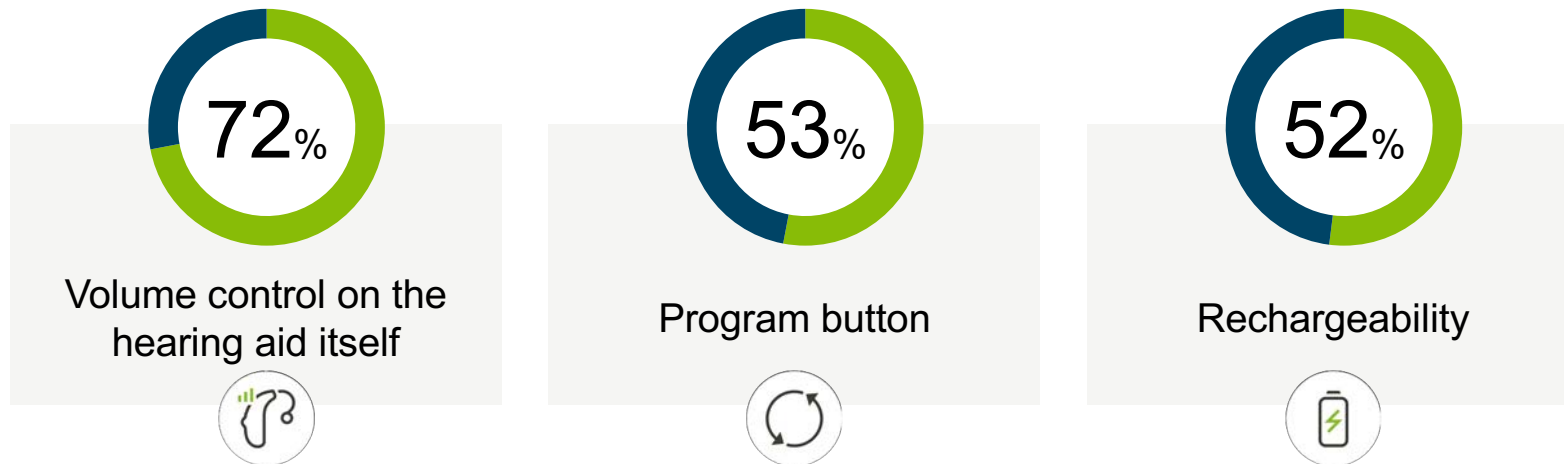


Phonak Slim technology overview

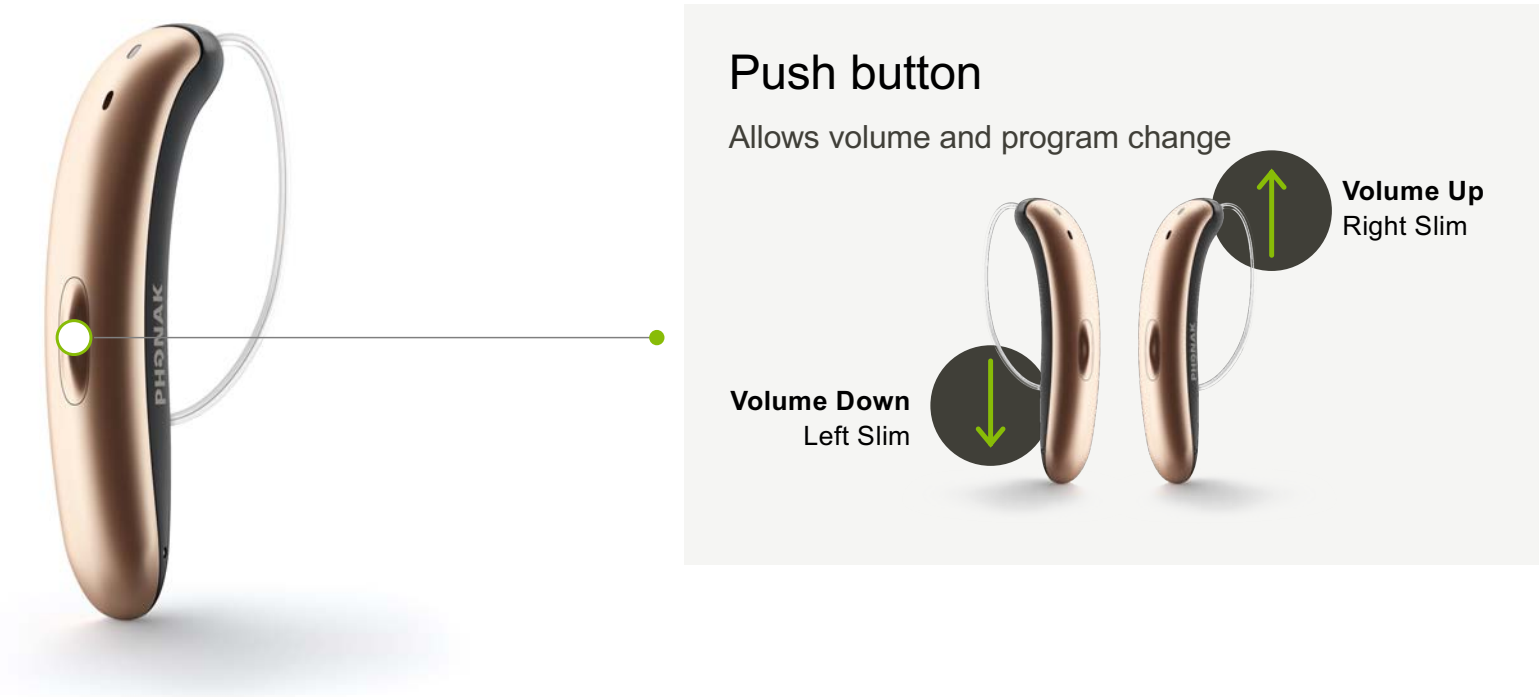
Performance levels	90	70	Trial		
Receiver	S	M	P	MAV	
Dome	 Cap dome	 Open dome	 Vented dome	 Power dome	 Titanium AV
SlimTip	 Acrylic	 Silicone			 Universal AV

What patients desire

Top 3 features desired by purchasers of hearing aids:



Multifunction button configuration



Phonak Slim Charger

Conveniently shaped

Easy to clean, easy to carry


New design with magnetic insertion

USB-C to USB





Designed to keep up with your lifestyle



16 hours*



*Battery life may be minimally reduced when using ActiveVent Receiver



Phonak Slim and Slim Charger

- Uniquely shaped
- Ear-specific design
- Comfortable
- Ease of charging

Unique. Elegant. Connected. With Phonak Slim

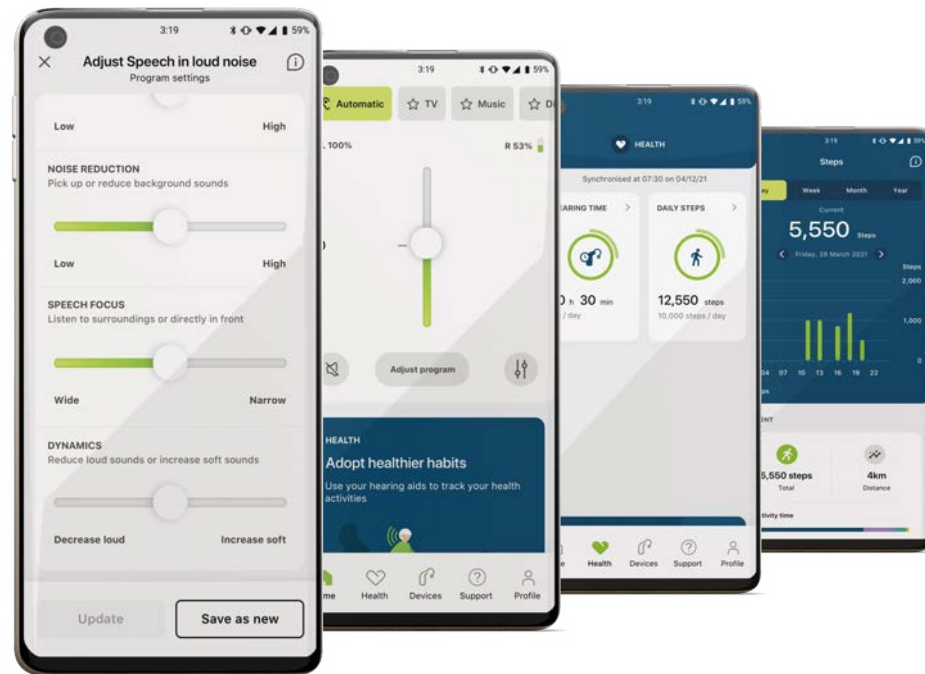


MFA and 2 active connections

Push button and Tap Control

myPhonak App

myPhonak and Phonak Slim – patient empowerment




Maidment, D. W., Y. H. Ali, and M. A. Ferguson. 2019. "Applying the COM-B Model to Assess the Usability of Smartphone-Connected Listening Devices in Adults with Hearing Loss." *Journal of the American Academy of Audiology* 30 (5): 417–430.



Smart on the Inside

- AutoSense OS 5.0
- SmartSpeech Technology
- Made For All
- Hands-free
- Personalization with myPhonak app
- Engagement via Remote Support
- Compatibility with Phonak accessories





Roger ●

Roger: How it works



Adaptive – As the background noise gets louder, the Roger signal gets louder too



Automatic – AutoSense OS selects the Roger program. Automatic microphone modes



Access to multiple talkers – MultiTalker Network provides access to multiple talkers in any situation



Compatibility – Roger is compatible with almost any hearing aid and cochlear implant

Intelligently boosting speech further with Roger

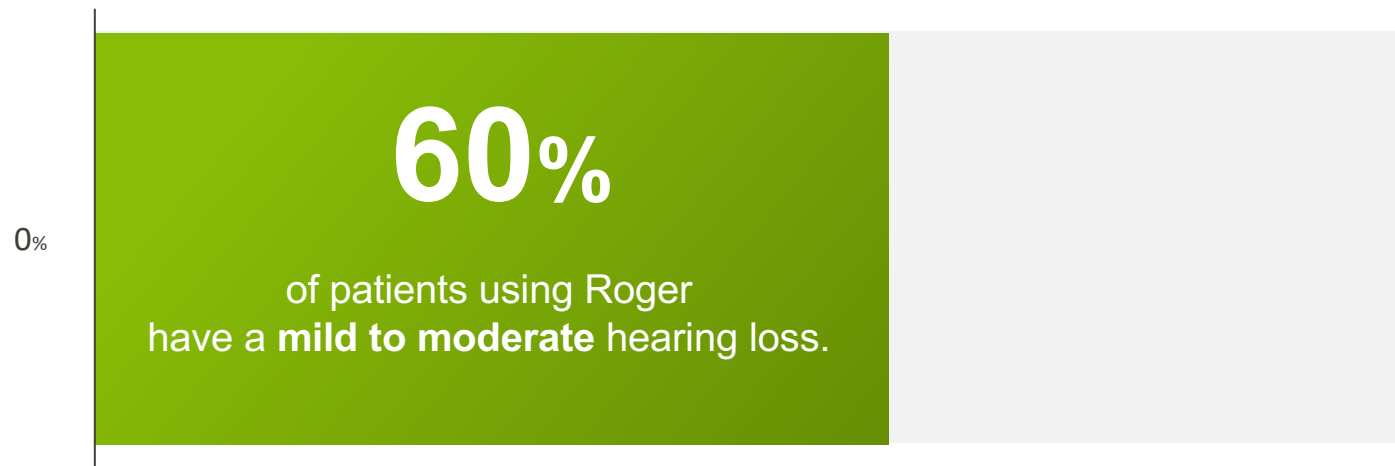


61%

Improved speech
understanding in a
group conversation



Not just for some hearing losses



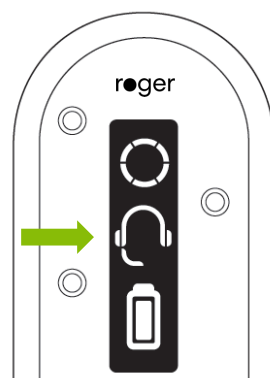


Roger On v2.

The third ear to compliment
your patients' lifestyle

What's new in Roger On™ V2

1. Headset mode - Roger On V2 can be used like a headset during online calls



Benefits of Roger On V2

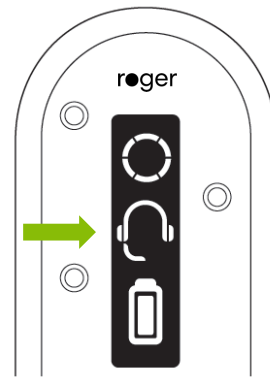
Roger On V2 has two-way voice streaming

- Participate in online calls anywhere thanks to noise reduction and directionality!



What's new in Roger On™ V2

1. Headset mode - Roger On V2 can be used like a headset during online calls
2. Easy Roger demo and trial with the pre-installation of Roger receivers into all trial HIs
3. Docking station's volume indication



Not just for some hearing aids

Versatility in your patients' hands:

1

Compatible with
virtually all hearing aids
and cochlear implants

2

One microphone to
suit all situations:

Group discussion
Distant talker
Handheld style
TV / Music streaming

3

Complete solution
for online calls

Reasonable Accommodation

5 steps to Reasonable Accommodation:

- 1**
Determine which Roger solution is best for your patient.
 - Use the Roger Easy Guide found by scanning the QR code below
- 2**
Trial the prescribed Roger set-up at work.
 - Nothing trumps real world experience – encourage your patient to test their mic setup and make changes if needed
- 3**
Download a templated accommodation request letter.
 - Patient downloads and submits accommodation letter/request to their HR manager or line manager
- 4**
Set appointment to fit prescribed Roger solution.
 - After accommodation is agreed upon between patient and employer, fit the Roger solution
- 5**
Provide a copy of the invoice to employer or copy of paid receipt for reimbursement (whichever is agreed upon with employer).

us.morethanahearingaid.com

Lumity portfolio

Audéo Lumity



R

RT

Life



LR

Slim



Apps



MyPhonak



MyRoger Mic

Roger™ microphones

Roger On



Roger Table Mic II



Roger Select



roger

Phonak chargers



Phonak Charger Ease



Phonak Charger Case Go™



Phonak Life Charger



Phonak Slim Charger



Target 8.1 ●

Target Updates

The screenshot displays the Phonak Target 8.1.1 software interface. The window title bar shows "Phonak Target 8.1.1" and menu options "File", "eService", and "Help". The main content area is divided into sections: "Client & session" with "Phonak Slim" listed; "Noah audiogram" with two empty audiogram plots labeled "No audiogram"; and "eSolutions" with a message "No 'Remote Support' ID available" and a "Start 'Remote Support'" button. A "New fitting session" button is also visible. The bottom navigation bar includes icons for "Client & session", "Demonstrator", "Media", "News", "Trial & tools", "Updates" (highlighted with a red notification badge), and "Setup". A status bar at the bottom right shows "New fitting session" and "Reports..." options.

Target Updates – Planning for the future

- Target 9 will not support Windows 8.1
- Plan to upgrade to Windows 10 or 11



Updates to regulatory and legal – FDA regulation

- Patient acknowledgment of FDA statement in the myPhonak app and user guide
- HCP acknowledgement of the FDA regulation form in Phonak Target

FDA regulations

The following information is applicable for Users in the United States.

1. Compatibility and fee information

Compatibility information and minimum operating system requirements to install and run Fitting Software, are listed at: <https://www.phonakpro.com/com/en/resources/fitting-and-tests/target-fitting-software/overview-target.html>

Fitting Software is free of charge.

2. Warnings, cautions and notes

WARNING: Medical evaluation for people younger than 18: The use of a hearing aid in people younger than 18 years old without a medical evaluation may worsen impairment or disability. A prospective hearing aid user who is younger than 18 should have a recent medical evaluation from a doctor, preferably an ear-nose-throat doctor (an ENT). Prior to purchase, a doctor should determine that the person is a candidate for the use of a hearing aid.

WARNING: When to See a Doctor
If you have any of the problems listed below, please see a doctor, preferably an ear-nose-throat doctor (an ENT).

- Your ear has a birth defect or an unusual shape. Your ear was injured or deformed in an accident.
- You saw blood, pus, or fluid coming out of your ear in the past 6 months
- Your ear feels painful or uncomfortable
- You have a lot of ear wax, or you think something could be in your ear
- You get really dizzy or have a feeling of spinning or swaying (called vertigo)
- You hearing changed suddenly in the past 6 months
- You hearing changes: it gets worse then gets better again
- You have worse hearing in one ear
 - You hear ringing or bussing in only one ear

OK



DataLogging consent

The screenshot shows the Phonak Target 8.1 software interface. The main window displays client information and a 'Client consent' dialog box. The client information includes:

Information	
Client number	0000008
Last name	Target
First name	Phonak
Address 1	-
Address 2	-
Postal code	-
City	-
Email address	-
Home phone	-
Business phone	-
Date of birth	-
Age	(adult)
Gender	-

The 'Client consent' dialog box contains the following text:

Client consent

DataLogging includes hearing aid wearing time and program usage to support client counseling and hearing aid adoption. Inform the client about this.

Yes

No

Client's consent is missing (DataLogging currently enabled)

On the right side of the interface, a 'Notifications' panel is visible with the following message:

Client's consent is missing

The client's consent for DataLogging is missing.

Firmware update

- Firmware update – version 1.0.6.0
- Available for Audéo Lumity hearing aids



L-R

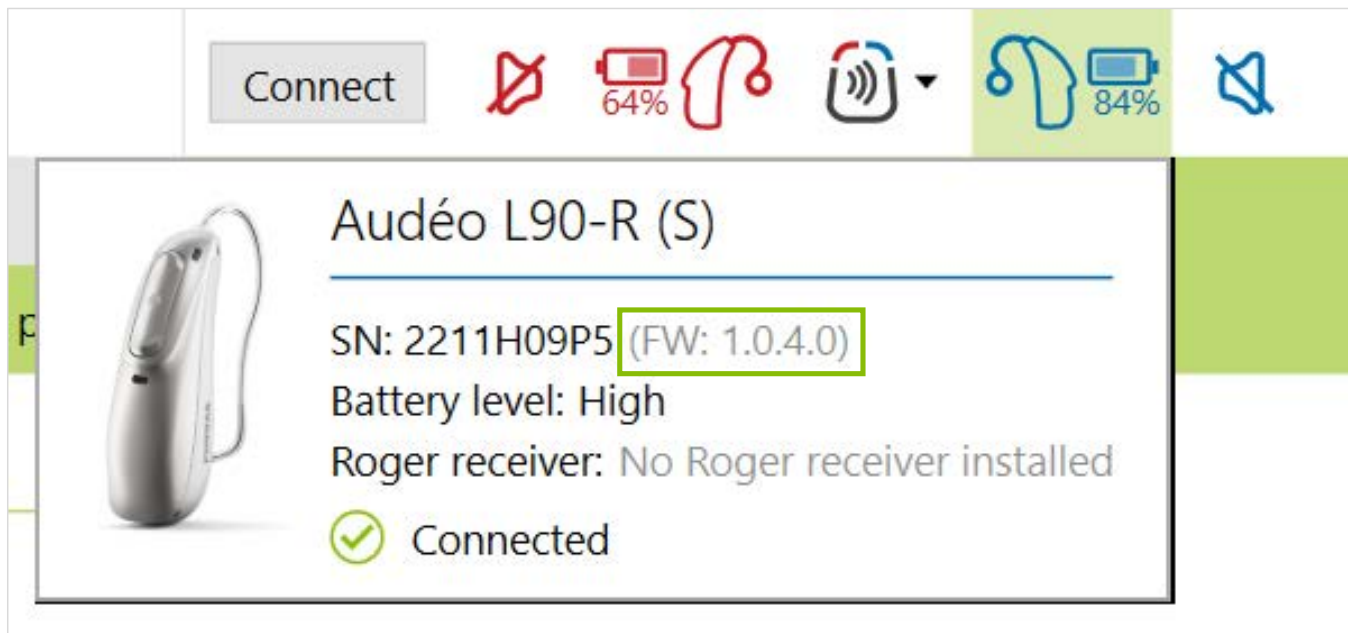


L-RT



L-RL

View the hearing aid firmware version



The screenshot displays a software interface for managing hearing aids. At the top, there is a 'Connect' button and several status icons: a red microphone icon, a red battery icon at 64%, a red ear icon, a black Bluetooth icon, a blue ear icon, a blue battery icon at 84%, and a blue microphone icon. Below this, a device card is shown for 'Audéo L90-R (S)'. The card includes a small image of the hearing aid, the device name, and the following information: SN: 2211H09P5 (FW: 1.0.4.0), Battery level: High, Roger receiver: No Roger receiver installed, and a green checkmark icon followed by the text 'Connected'.

Connect

64%

84%

Audéo L90-R (S)

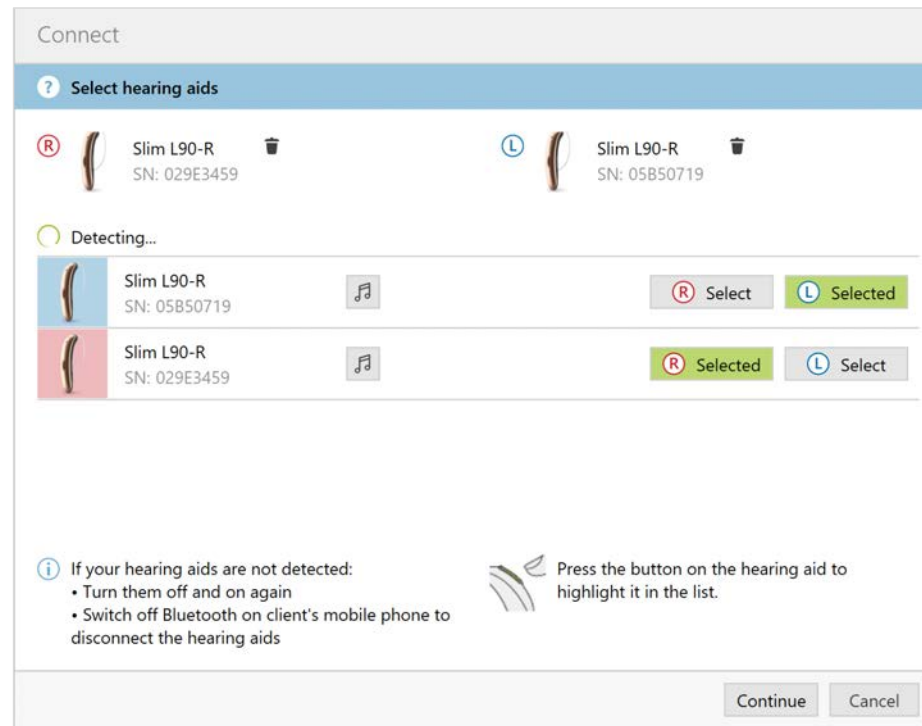
SN: 2211H09P5 (FW: 1.0.4.0)

Battery level: High

Roger receiver: No Roger receiver installed

✓ Connected

Slim connection workflow in Phonak Target 8.1



Multifunction button configuration



AudiogramDirect Global tuning Fine tuning DataLogging **Device options**

Behavior **Standard** Streaming Phone call

SHORT PRESS
Volume
R + L -
±10 dB (±5 steps)

LONG PRESS
Program change
AutoSense OS (Startup)

DOUBLE TAP
R: Start/stop voice assistant
L: No function in Standard

Mute function available

BUTTON FUNCTIONS

- Volume
- Program change
- Accept/end call
- Mute/unmute mic (not for phone call)

TAP CONTROL

- Accept/end call
- Pause/resume streaming
- Start/stop voice assistant
- Training & sensitivity...

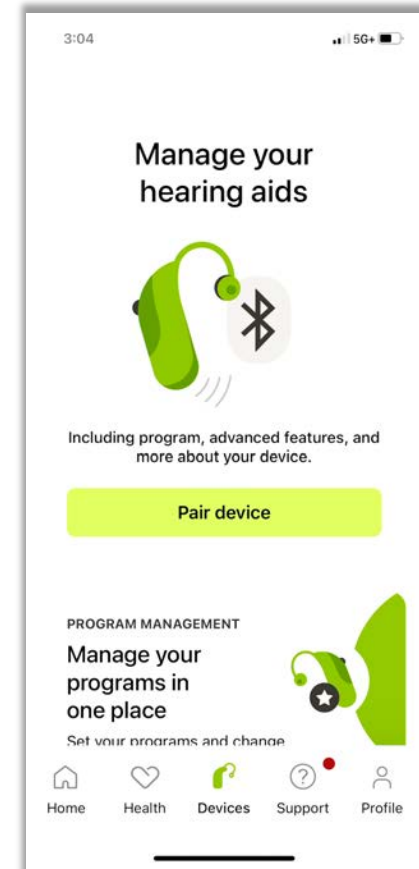
Wait, there's more...



myPhonak and CROS Paradise

CROS users can now:

- Connect to the myPhonak app
- See battery life information
- Access Remote Control, advanced Remote Control
- Participate in Remote Support sessions, including programming of the CROS transmitter
- Adjust Bluetooth and streaming settings, and more





Together,
we change lives.